

OFFICE OF SAFETY, COMPLIANCE AND FACILITIES

CALTRANS DELEGATED MAINTENANCE AGREEMENT

April 16, 2024



Keep
Tulare
Beautiful!



FENCING & GRAFFITI REMOVAL





NEW FENCING



184 AVE



CARTMILL AVE



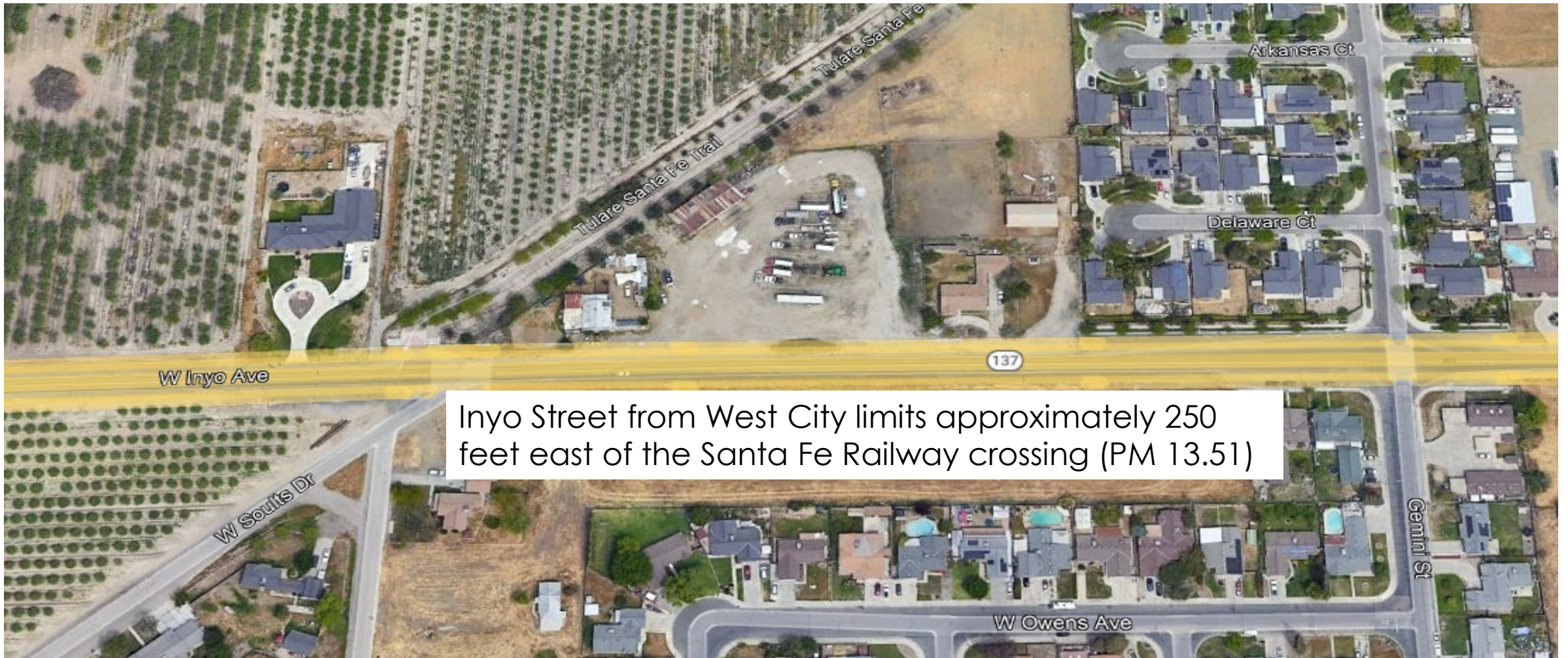
BEFORE



AFTER



SWEEPING



Inyo Street from West City limits approximately 250 feet east of the Santa Fe Railway crossing (PM 13.51)

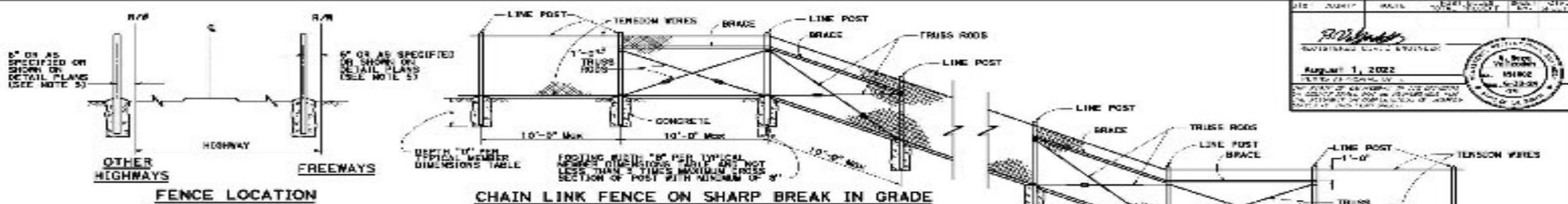
SWEEPING



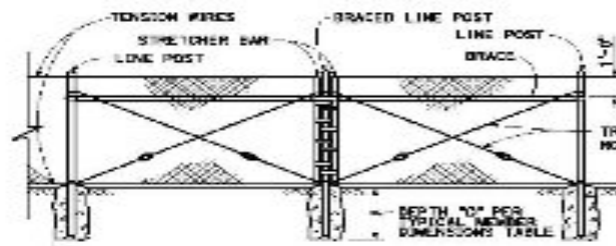
BUDGET

• TOTAL ANNUAL AUTHORIZED EXPENDITURE FOR GRAFFITI REMOVAL:	\$8,000
• TOTAL ANNUAL AUTHORIZED EXPENDITURE FOR FENCE REPAIR:	\$20,000
• TOTAL ANNUAL AUTHORIZED EXPENDITURE FOR SWEEPING:	\$18,000
TOTAL	\$46,000

Exhibit B

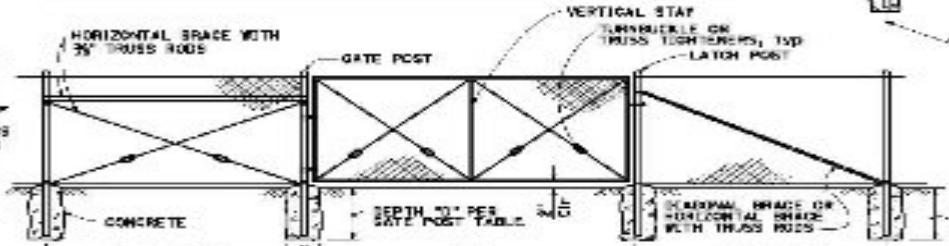


DATE: AUGUST 1, 2022
 DRAWN BY: [Signature]
 CHECKED BY: [Signature]
 SCALE: AS SHOWN
 PROJECT: [Signature]
 STATE OF CALIFORNIA
 DEPARTMENT OF TRANSPORTATION
 STANDARD PLAN 485



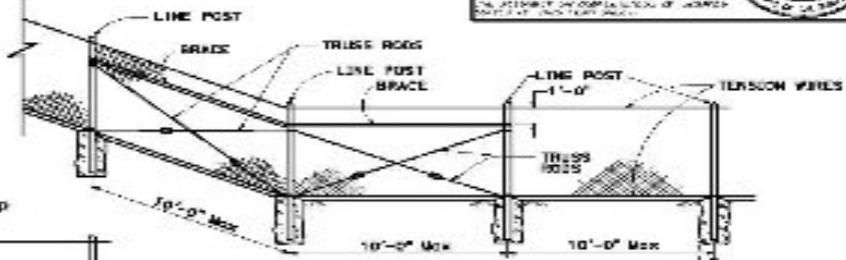
BRACED LINE POST INSTALLATION

Braced line post at intervals not exceeding 1000'



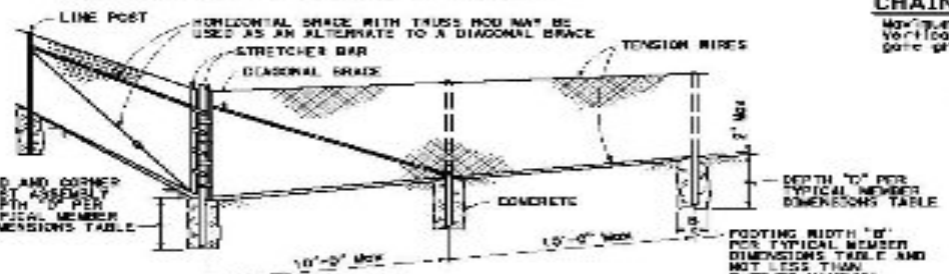
CHAIN LINK GATE INSTALLATION

Maximum gate width is 12'-0"
 Vertical stay is required in middle of gate greater than 8'-0" in width.



FENCE HEIGHT (Max)	SLATTED	B (In)	D (FT)	ROUND PIPE	
				GROUP 1A	GROUP 1C
5'-0"	NO	12"	2'-6"	3.50"	7.58
6'-0"	NO	12"	2'-6"	3.50"	7.58
8'-0"	NO	12"	3'-0"	3.50"	7.58
10'-0"	NO	14"	3'-0"	3.50"	7.58
5'-0"	YES	12"	2'-6"	4.00"	9.12
6'-0"	YES	14"	3'-0"	4.50"	10.80
8'-0"	YES	18"	3'-6"	5.50"	14.60
10'-0"	YES	20"	4'-0"	6.63"	19.00

Above post dimensions and weights are minimum. Larger sizes may be used upon approval.



CORNER POST

- NOTES**
- The table to the right shows minimum sized posts and braces complying with the specifications. Larger or heavier post and brace sizes may be used upon approval.
 - Sections shown in the tables must also comply with the strength requirements and other provisions of the Specifications.
 - Other sections which comply with the strength requirements and other provisions of the Specifications may be used upon approval.
 - Options specified shall be uniform on any one project.
 - Offset to be 2'-0" of equipment locations, measured at right angle to R/W lines. Taper to achieve offset to be at least 20'-0" long.
 - See Standard Plan 485B for Brace, Stretcher Bar, and Truss Tightener Details.

FENCE HEIGHT (Max)	SLATTED	B (In)	D (FT)	TYPICAL MEMBER DIMENSIONS (See Notes)									
				LINE POSTS				BRACES					
				ROUND PIPE		ROLL FORMED		ROUND PIPE		ROLL FORMED			
				GROUP 1A	GROUP 1C	SECTION	WEIGHT (lb/ft)	GROUP 1A	GROUP 1C	SECTION	WEIGHT (lb/ft)		
5'-0"	NO	8"	2'-6"	1.40"	2.12	2.28	1.875" x 1.625"	1.83	1.20"	2.72	2.28	1.625" x 1.250"	1.35
6'-0"	NO	10"	2'-6"	2.30"	3.66	3.12	1.875" x 1.625"	2.45	2.30"	3.66	3.12	1.625" x 1.250"	1.35
8'-0"	NO	12"	3'-0"	2.80"	5.80	4.64	3.250" x 2.500"	4.55	2.30"	3.66	3.12	1.625" x 1.250"	1.35
10'-0"	NO	14"	3'-6"	3.50"	7.58	5.71	3.250" x 2.500"	4.55	2.30"	3.66	3.12	1.625" x 1.250"	1.35
5'-0"	YES	12"	2'-6"	4.00"	9.12	6.58	N/A	-	2.30"	3.66	3.12	N/A	-
6'-0"	YES	14"	3'-0"	4.50"	10.80	-	N/A	-	2.30"	3.66	3.12	N/A	-
8'-0"	YES	18"	3'-6"	5.50"	14.60	-	N/A	-	2.30"	3.66	3.12	N/A	-
10'-0"	YES	20"	4'-0"	6.63"	19.00	-	N/A	-	2.30"	3.66	3.12	N/A	-

STATE OF CALIFORNIA
 DEPARTMENT OF TRANSPORTATION
CHAIN LINK FENCE
 NO SCALE

A85

147

2022 STANDARD PLAN A85