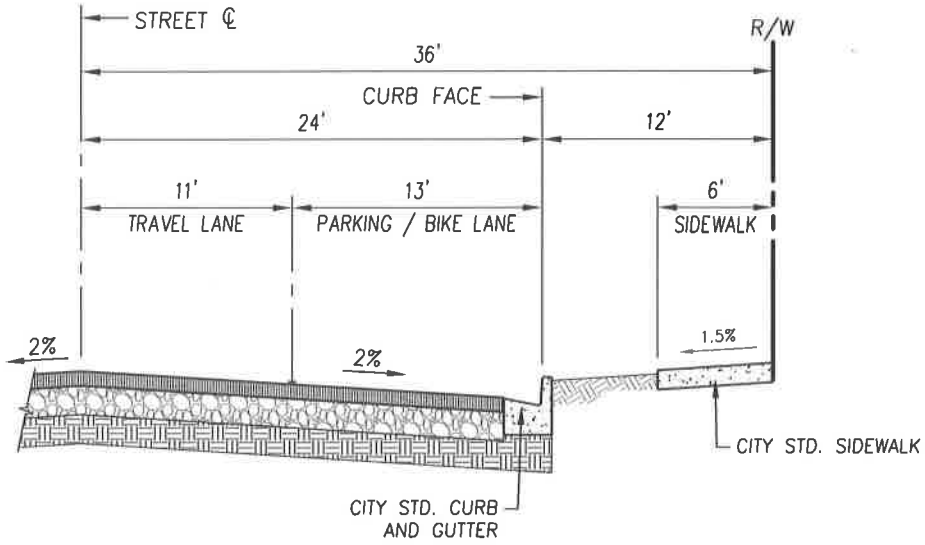
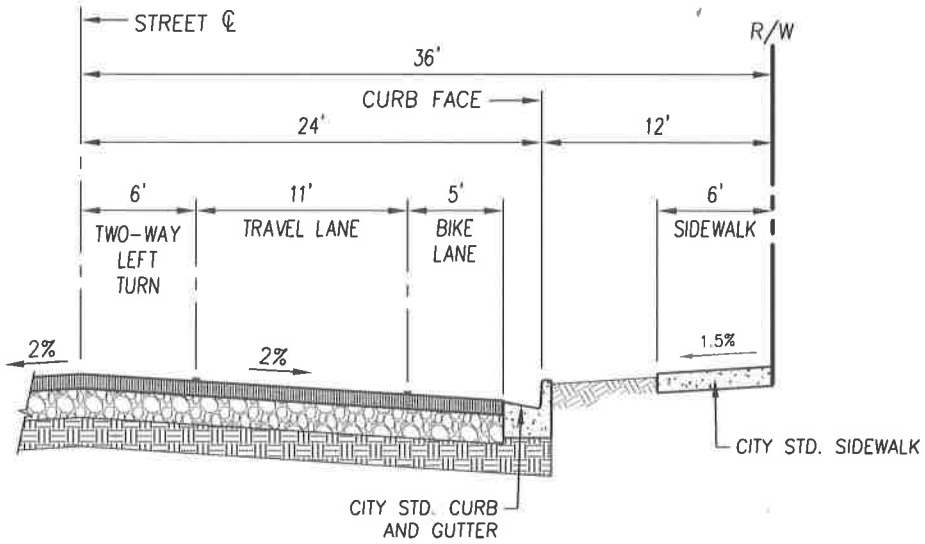


NOTE: HALF STREET SECTION IS SYMMETRICAL ABOUT CENTERLINE.




COLLECTOR STREET W/ BIKE LANE & PARKING
(72' TOTAL R/W)

NOTE: HALF STREET SECTION IS SYMMETRICAL ABOUT CENTERLINE.



COLLECTOR STREET W/ TWO-WAY LEFT TURN LANE
(72' TOTAL R/W)

REVISIONS	DATE



CITY OF TULARE
PUBLIC IMPROVEMENT STANDARD
COLLECTOR STREET SECTION,
LANE CONFIGURATION

Approved By: *Michael W. Miller*
Date: 11/15/16 City Engineer

DRAWING NO.:
7031
1 OF 1