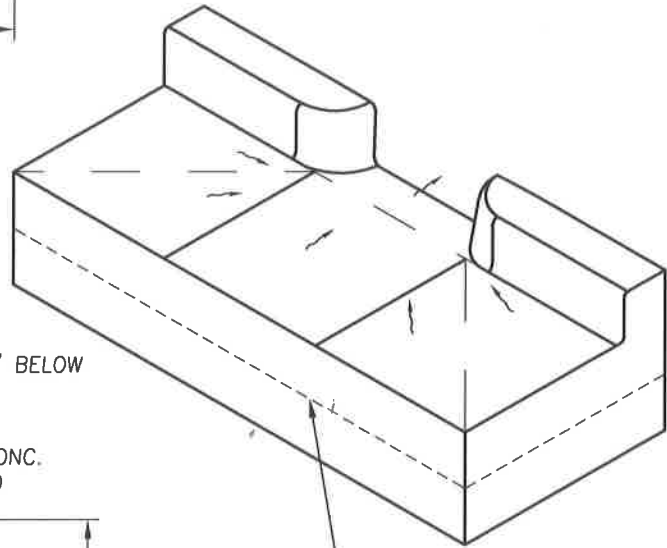
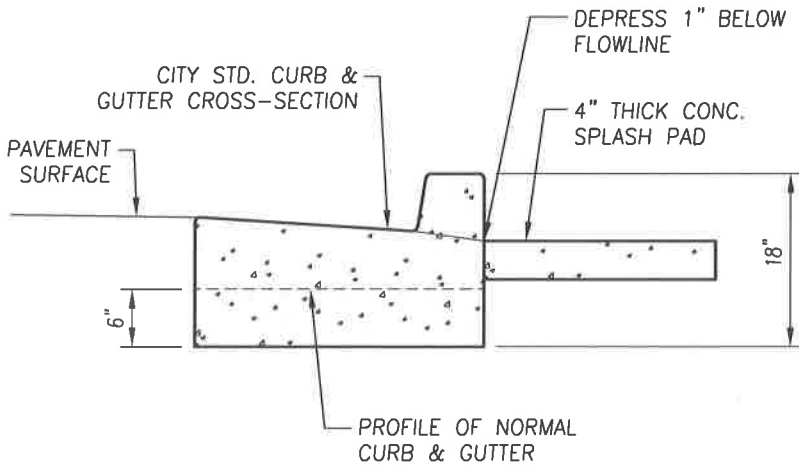


**PLAN VIEW**



**ISOMETRIC VIEW**




**SECTION A-A**

**NOTES:**

1. ALL CONCRETE SHALL BE CLASS 2 CONCRETE.
2. SEE DRAWING NO. 4010 FOR STANDARD CURB & GUTTER CROSS-SECTION AND DIMENSIONS.

REVISIONS	DATE



<b>CITY OF TULARE</b> PUBLIC IMPROVEMENT STANDARD		DRAWING NO.: <b>5015</b>
<b>CONCRETE INLETS/OUTLETS AT          PARKWAY SWALES</b>		
Approved By: <i>Michael W. Miller</i>		1 OF 1
Date: 11/15/16 City Engineer		