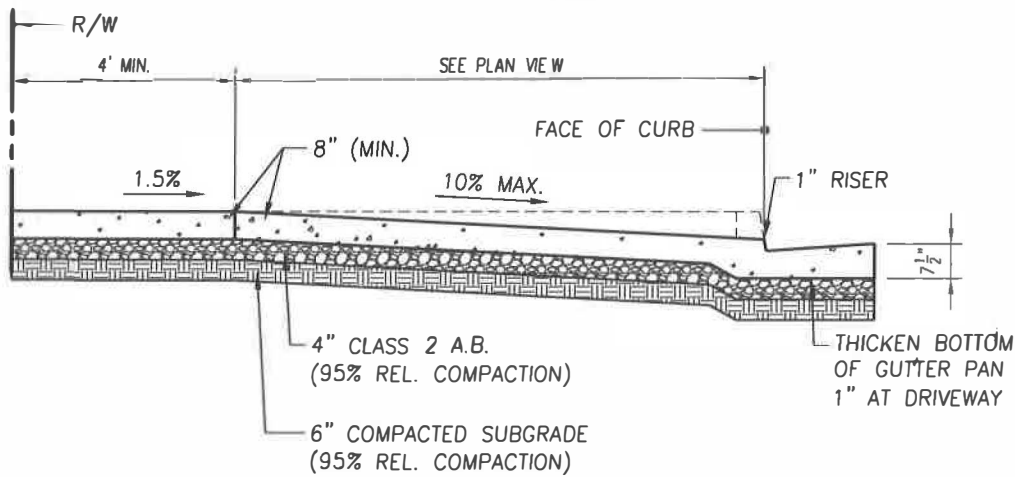
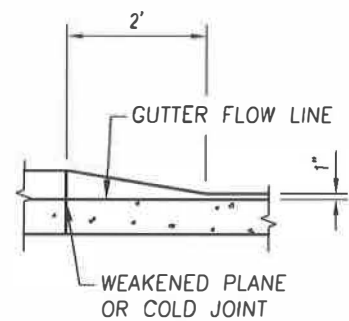


PLAN VIEW



SECTION A-A




SECTION B-B

NOTES:

1. ALL CONCRETE SHALL BE CLASS 2 CONCRETE.
2. SEE DRAWING NO. 2110 FOR DRIVE APPROACH WIDTH INFORMATION
3. WIDTH AND LOCATION OF DRIVE APPROACHES ON STATE ROUTES SUBJECT TO APPROVAL BY CALTRANS.
4. REINFORCING BARS MAY BE REQUIRED AT THE DISCRETION OF THE CITY ENGINEER.
5. EXPANSION JOINTS SHALL BE ASPHALT SATURATED CELLULOSIC FIBER IN PRE-FORMED STRIPS MEETING THE REQUIREMENTS OF ASTM D1751. EXPANSION JOINT STRIPS SHALL EXTEND FULL DEPTH OF CONCRETE AND SHALL BE SET FLUSH WITH TOP OF CONCRETE SURFACE.
6. TYPES OF FINISH: CURB - STEEL TROWEL
GUTTER, DRIVEWAY, & SIDEWALK - BROOM

REVISIONS	DATE



CITY OF TULARE PUBLIC IMPROVEMENT STANDARD	
RETAIL COMMERCIAL AND INDUSTRIAL DRIVE APPROACH (ADJACENT SIDEWALK)	DRAWING NO.:
Approved By: <i>Michael W. Miller</i>	2115
Date: 11/15/16	City Engineer
1 OF 1	